


FORD VANS & WAGONS

For more information:

Dawn McKenzie
dmcken55@ford.com
313.268.7485



	TRANSIT CONNECT CARGO VAN	TRANSIT CONNECT PASSENGER WAGON	TRANSIT CARGO VAN	TRANSIT PASSENGER VAN
Models	XL, XLT	XL, XLT, Titanium	Transit 150, Transit 250, Transit 350, Transit 350 Heavy-Duty	Transit 150, Transit 350, Transit 350 Heavy-Duty
Cabs/Configurations	Cargo Van	Passenger Wagon, Taxi Package	Cargo Van	Passenger Van
Standard Engine Horsepower (hp @ rpm) Torque (lb.-ft. @ rpm)	2.0L GDI I-4 with Auto Start-Stop Technology 150 @ 6200 rpm 144 @ 4500 rpm	2.0L GDI I-4 with Auto Start-Stop Technology 150 @ 6200 rpm 144 @ 4500 rpm	3.7L TI-VCT V6 gas 275 @ 6,000 260 @ 4,000	3.7L TI-VCT V6 gas 275 @ 6,000 260 @ 4,000
Available engines Horsepower (hp @ rpm) Torque (lb.-ft. @ rpm)	1.5L EcoBlue® TDCi Diesel with Auto Start-Stop Technology TBD TBD	2.5L IVCT I-4 gas 169 @ 6,000 171 @ 4,500	1.5L EcoBlue TDCi Diesel with Auto Start-Stop Technology TBD TBD	2.5L IVCT I-4 gas 169 @ 6,000 171 @ 4,500
Transmission	8-speed SelectShift® automatic 6-speed SelectShift® automatic (available on 2.5L)	8-speed SelectShift automatic 6-speed SelectShift® automatic (available on 2.5L)	6-speed SelectShift automatic with overdrive	6-speed SelectShift automatic with overdrive
Braking system	4-wheel disc with Anti-Lock Brake System (ABS)	4-wheel disc with Anti-Lock Brake System (ABS)	4-wheel disc with Anti-Lock Brake System (ABS)	4-wheel disc with Anti-Lock Brake System (ABS)
Airbags	Driver and front-passenger front, front-seat side and Safety Canopy® System	Driver and front-passenger front, front-seat side and Safety Canopy System	Driver and front-passenger front, front-seat side and Safety Canopy System	Driver and front-passenger front, front-seat side and Safety Canopy System
Seating capacity	2	5-7	2	2, 5, 8, 10, 11, 12, 14, 15
Max. cargo capacity (cu. ft.)	Max with Front Passenger Seat Folded: 145.8 cu.-ft. Cargo Volume Behind 1st Row: 127.4 cu.-ft.	Cargo Volume Behind 1st Row with 2nd and 3rd Row Seats Folded: 60.1 cu.-ft.	277.7 (LR), 357.1 (MR), 404.3 (HR), 487.2 (HR EL)	245.1 (LR), 324.7 (MR), 371.3 (HR), 414.1 (HR EL) (behind 1st row)
Fuel tank capacity (gal.)	15.8	15.8	25.0	25.0
Max. payload (lbs.) ¹	1,570	1,350	4,640 ²	3,520 ²
Max. trailer towing (lbs.) ¹	2,000	2,000	7,500 ²	5,100 ²
Max. GVWR (lbs.) ¹	5,260	5,450	8,600–10,360 ²	8,550–10,360 ²
Max. GCWR (lbs.) ¹	6,170	6,500	13,500 ²	11,200 ²
Wheelbase (in.)	104.8 (SWB), 120.6 (LWB)	104.8 (SWB), 120.6 (LWB)	129.9 (RWB), 147.6 (LWB)	129.9 (RWB), 147.6 (LWB)
Overall length (in.)	174.2 (SWB), 190.0 (LWB)	174.2 (SWB), 190.0 (LWB)	219.9 (LR)/217.8 (MR) (RWB), 237.6 (LR)/235.5 (MR and HR) (LWB), 263.9 (LWB EL)	219.9 (LR)/217.8 (MR) (RWB), 237.6 (LR)/235.5 (MR and HR) (LWB), 263.9 (LWB EL)



¹When properly equipped for Transit Connect; when properly configured for Transit. ²2019 model year numbers shown.

NEW 2019 TRANSIT CONNECT CARGO VAN

Small Vans Class¹
Models: XL, XLT



Transit Connect XLT Cargo Van. Silver. Available equipment.



America's best-selling compact van, Ford Transit Connect is significantly updated for 2019 to provide more technology, versatility and comfort and to help lower costs for personal and small business customers. Available in two models, a cargo van and passenger wagon, and with two wheelbase choices accommodating five, six or seven passengers, plus three trim levels – XL, XLT and Titanium – there's a Transit Connect for everyone. Major changes under the hood include an all-new powertrain and the first diesel engine available for Transit Connect. A new 2.0-liter gasoline direct injection I-4 is standard, while a new 1.5-liter EcoBlue[®] turbocharged direct injection diesel is available early in 2019. Both engines feature standard Auto Start-Stop and are paired with a new 8-speed SelectShift[®] automatic transmission. Fleet customers can opt for a 2.5-liter iVCT I-4 gas engine with CNG/LPG gaseous fuel prep package. Inside, upgraded front seating provides all-day comfort, while a standard embedded 4G LTE modem with Wi-Fi can support up to 10 devices with available wireless charge pad. A 6.5-inch floating touch screen – running SYNC[®] 3 with Apple CarPlay[™] and Android Auto[™] capability – is standard on XLT and Titanium trim levels and optional for XL.

Transit Connect gets a major upgrade for 2019 with new technologies and the most driver-assist features in its class. Both cargo van and passenger wagon come with standard Pre-Collision Assist with Automatic Emergency Braking, side wind stabilization and a rearview camera. Available features include Blind Spot Information System with cross-traffic alert, Lane-Keeping System and Adaptive Cruise Control. New front-end styling for bumper cover and grille gives Transit Connect a freshened appearance, while new headlights add available high-intensity discharge technology; new LED fog lamps are optional. Five new 16-inch wheel designs in either steel or aluminum are available. *New colors: Kapoor Red, Blue Metallic, Diffused Silver*

STANDARD FEATURES

4-way adjustable steering column
12V powerpoints (2)
Air conditioning (manual)
Alternator – 150-amp
Audio – AM/FM stereo with 4 speakers and Bluetooth[®] capability
Doors – 180° swing-out rear cargo
Doors – Dual sliding side
EcoMode and EcoCoach
Electric power-assisted steering
Engine – 2.0L GDI I-4 with Auto Start-Stop Technology
Ford Pass[™] Connect (4G embedded modem)

Front independent MacPherson-strut suspension with stabilizer bar and rear twist-beam
Front-wheel drive (FWD)
Full-size spare wheel and tire
Heavy-duty battery – 80-amp
Power door locks with remote entry
Power front windows with one-touch-down feature on driver's side
Pre-Collision Assist with Pedestrian Detection
Seats – 6-way manual driver/4-way manual front-passenger with fold-flat back
SWB (short wheelbase) or LWB (long wheelbase)
Transmission – 8-speed SelectShift[®] automatic

STANDARD SAFETY & SECURITY

AdvanceTrac[®] with RSC[®] (Roll Stability Control[™]) with Side Wind Mitigation
Airbags – Driver and front-passenger front, front-seat side, and Safety Canopy[®] System
Brakes – 4-wheel disc with Anti-Lock Brake System (ABS)
Collapsible steering column

Forward Collision Warning with Brake Support
Rear view camera
SecuriLock[®] Passive Anti-Theft System
Tire Pressure Monitoring System (TPMS; excludes spare)

AVAILABLE FEATURES

Adaptive cornering fog lamps
Adaptive cruise control
All-weather floor mats
Autolamp automatic on/off headlamps
BLIS[®] (Blind Spot Information System) with cross-traffic alert
Body-color side moldings
Composite bulkhead
Cruise control
Daytime running lamps
Dual-zone electronic automatic temperature control
Engine – 1.5L EcoBlue[®] TDCI Diesel with Auto Start-Stop Technology
Engine – 2.0L GDI I-4 FFV with Auto Start-Stop Technology
Engine block heater
Forward Sensing System

HID headlamps
Lane-Keeping System
MyKey[®] Perimeter alarm
Rear- and side-door glass options
Rear cargo area light (LED)
Rear liftgate with fixed glass
Rear-window defroster
Remote Start System
Reverse Sensing System
Roof-rack side rails
Spare key fobs (2)
SYNC[®] 3
Trailer Tow Package with trailer sway control
Wireless charging pad

AVAILABLE PACKAGES


CNG/Propane Gaseous Engine Prep Package
Driver-Assist Package

Smoker's Package
Upfitter Wiring Harness

DIMENSIONS & CAPACITIES

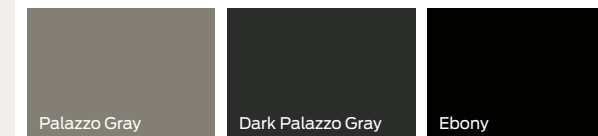
	SWB	LWB
EXTERIOR (in.)		
Length	174.2	190.0
Wheelbase	104.8	120.6
Width (including mirrors)	84.1	84.1
Height (excluding options)	72.0	72.0
INTERIOR (in.)		
Front		
Head room	46.9	46.9
Leg room (max.)	41.5	41.5
Hip room	54.2	54.2
Shoulder room	57.6	57.6
CAPACITIES (cu. ft.)		
Passenger volume	63.2	63.2
Cargo volume – Behind front seat	104.8	127.4
Max. cargo volume (with front-passenger seat folded)	123.2	145.8
Fuel capacity (gal.)	15.8	15.8
Seating	2	2
Payload (max.) (lbs.)	1,510	1,570
Curb weight (max.) (lbs.)	3,872	3,836
GVWR (max.) (lbs.)	5,240	5,260
Turning diameter (ft.) – Curb-to-curb	38.3	40.0

EXTERIOR COLORS²



*Metallic.

INTERIOR COLORS²



¹Based on Ford segmentation. ²Available on select series.